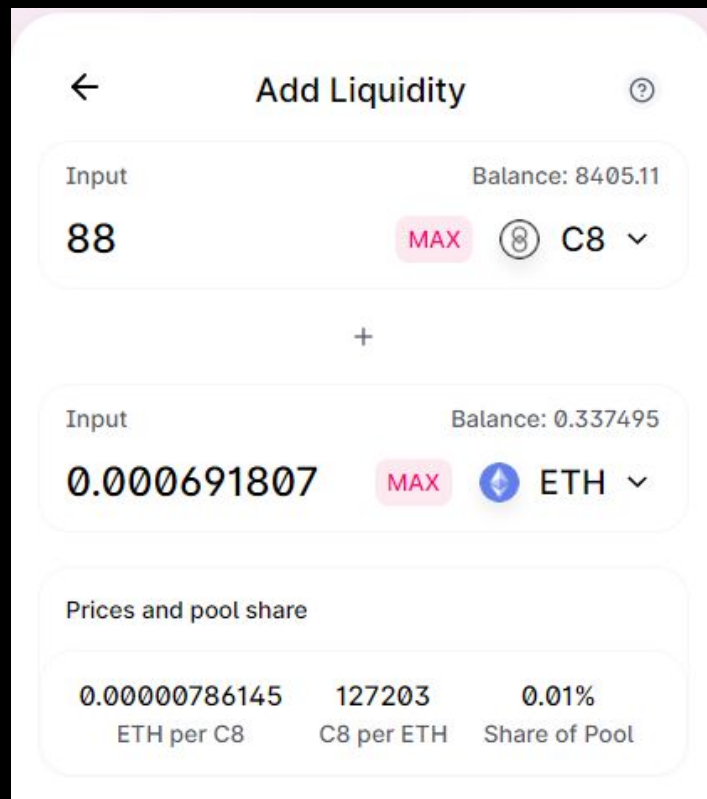



How to start staking on the C8-ETH LP token?

1. Go to [C8-ETH UNISWAP pool](#)
2. Connect your Metamask wallet
3. Add the liquidity by Choosing C8 and ETH
 - a. Click select token
 - b. Use `0xd42debe4edc92bd5a3fbb4243e1eccf6d63a4a5d` for the C8 token address



- 4.
5. After confirmed, you will get the C8-ETH liquidity pool token in your Metamask wallet (the C8 - ETH LP name might show as 88.88 UNI - V2)
6. Go to [Carboneum.io](#), you will see "Staking" on the right hand side of the screen. Just click on it!
7. Connect your Metamask wallet



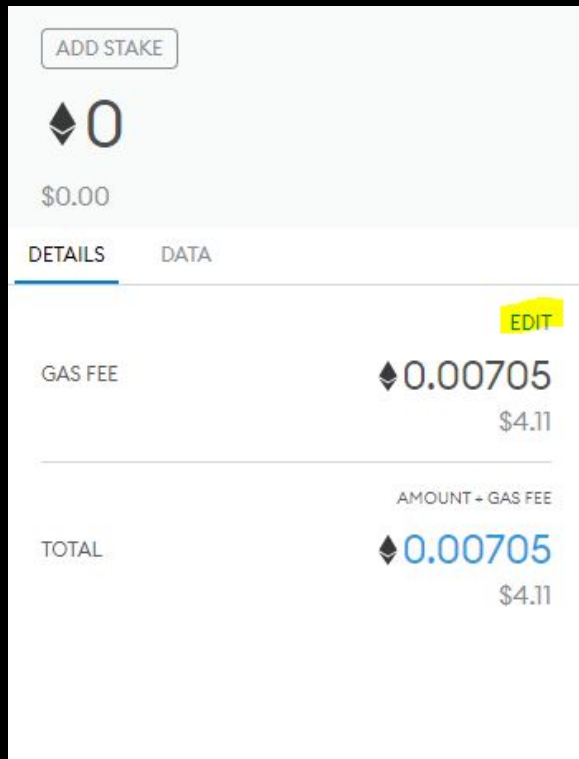
8.

9. Start Staking your C8-ETH token!

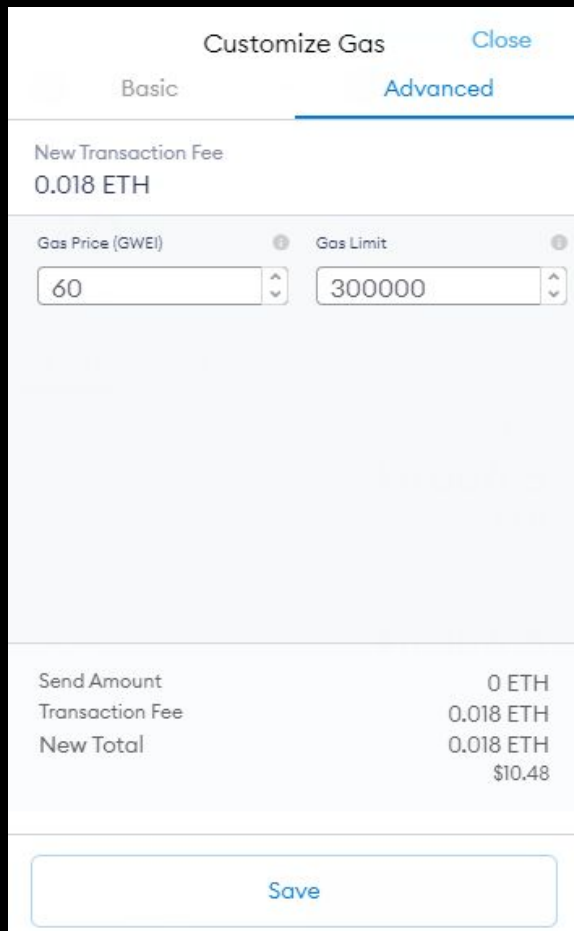


10.

11. The metamask may ask you to set up your transaction. Please set the Gas limit at 300,000 and Gas Price* (*depends on <https://etherscan.io/gastracker>)



12.



13.

14. Rewards will be distributed every settlement time which will be shown on the staking site (<https://carboneum.io/staking>) . Staking

needs to be done before the distribution date. After the distribution date has passed, if one does not claim the reward by 8 days, it will automatically return to the pool for the next distribution round.

15. Click “Claim” to receive the reward into your Metamask Wallet. Please note that every time you stake or unstake the LP token, the contract will automatically claim the reward for you.